

EDGE COMPUTE CABINET

PART OF THE STANDARD BOX LINE—IN STOCK & AVAILABLE NOW!



19" EIA rails, airflow, cable management and security features make this cabinet ideal for mounting and protecting any rack mount equipment for data, telecom, and broadband applications.

The cabinet originated as a micro data center for edge computing workloads for a grocery chain. The cabinet is installed in multiple outdoor locations of distribution centers and retail stores.

Deploying the cabinet at various points throughout a single campus environment gives employees access to faster data analysis and transfer of POS metrics, inventory management, security surveillance, and more.

NEMA rated products that meet the demand of industrial and outdoor telecom applications

FEATURES

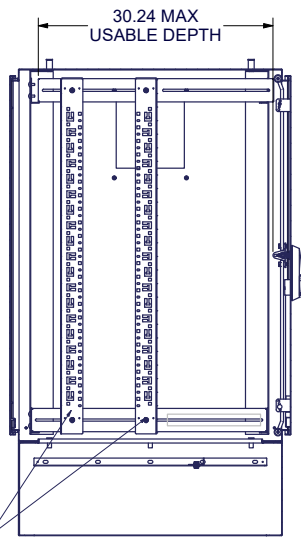
- 48"H x 28"W x 34"D
- Galvanized steel with textured powdercoat finish, beige
- IP rated access control with 3-pt latching on front and rear doors; combine with optional RFID reader to monitor and manage user access
- Removable gland plates for optional IP-rated AC unit or fan and filter assemblies
- Two pair of 26 RMU, #12-24 tapped mounting rails, depth adjustable
- Cable management features along the rail include attachment points for optional cinch straps and ¼ turn "D" rings
- Includes pad mount plinth and cover, which serves as a solar shield
- Open bottom of cabinet allows pass-thru from cabinet to plinth
- NEMA 250 Type 4



4193 Route 6N • Edinboro, PA 16412 | 1.866.879.4522

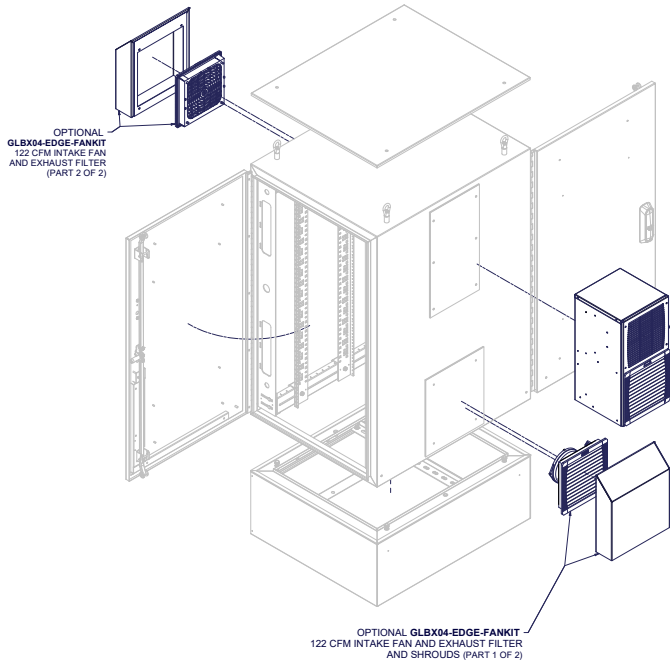
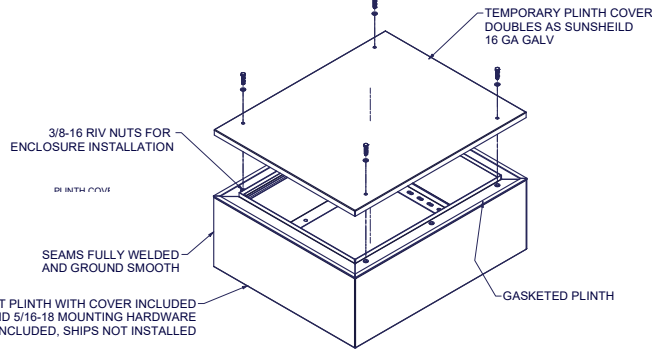
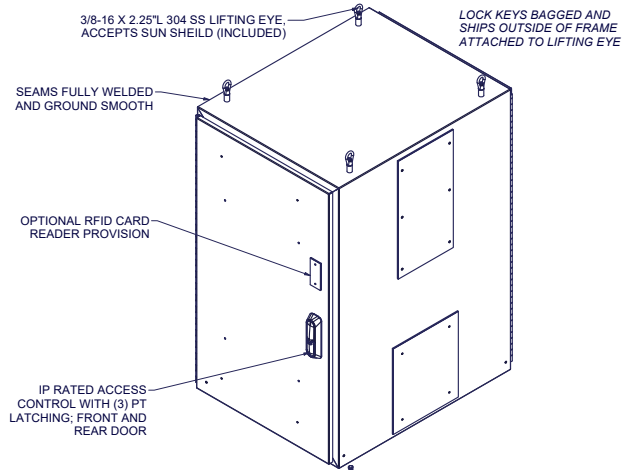
View the complete Great Lakes product line at GreatCabinets.com

©2020 Great Lakes Data Racks & Cabinets. All rights reserved.



SECTION A-A

RAILS OFFER CABLE MANAGEMENT AND ACCEPT OPTIONAL PLASTIC "D" RINGS, (CM-25/ CM-26)



Part No.	Description
GLBX04-EDGE	48"H x 28"W x 34" D, NEMA 250 Type 4 Cabinet, 26 RMU, two pair of #12-24 mounting rails, 19" EIA; welded frame with front and rear doors with IP-rated access control; Color: Textured Beige; includes 12"H pad mount plinth and cover (serves as solar shield)
GLBX04-EDGE-AC	Complete cabinet and 2000-3000 BTU AC unit
GLBX04-AC	2000-3000 BTU AC Unit
GLBX04-EDGE-FANKIT	One, 122 CFM intake fan assembly and one exhaust filter assembly; each with rain shroud; cannot be used in conjunction with an AC unit