

FHT



FHT Battery Range

FIAMM
+ -

+
FIAMM.COM

F IAMM FHT RANGE HAS BEEN DESIGN TO WITHSTAND HARSH ENVIRONMENTAL CONDITIONS. SPECIAL GRID ALLOY AND SUPERIOR GRIDS DESIGN GRANT 7 YEARS DESIGN LIFE AT 95°F.

FHT RANGE HAS FRONT TERMINAL DESIGN IDEAL FOR INSTALLATION ON CABINET 19" AND 23"; IT ALLOWS EASY ACCESS FOR MAINTENANCE REDUCING THE INSTALLATION FOOTPRINT AND MAXIMISING THE ENERGY DENSITY. FHT USES PROVEN VRLA TECHNOLOGY WITH 99% INTERNAL RECOMBINATION EFFICIENCY, IS NON-SPILLABLE AND MAINTENANCE FREE THEREFORE REQUIRES NO TOPPING UP OF ELECTROLYTE DURING ITS FLOAT-LIFE. FHT RANGE IS COMPLIANT WITH THE HIGHEST RECOGNISED INTERNATIONAL STANDARD, IT IS NON-HAZARDOUS FOR AIR/SEA/RAIL/ROAD TRANSPORTATION AND IT IS 100% RECYCLABLE. FHT HAS A SELF-DISCHARGE RATE LESS THAN 2% PER MONTH, GUARANTEEING LONG SHELF-LIFE.



MAIN APPLICATIONS:



SPECIFICATIONS

Superior alloy grid, designed to resist corrosion and provide short recharge time

VRLA AGM technology using advanced low resistance microfiber-glass separator for unsurpassed cyclic characteristics

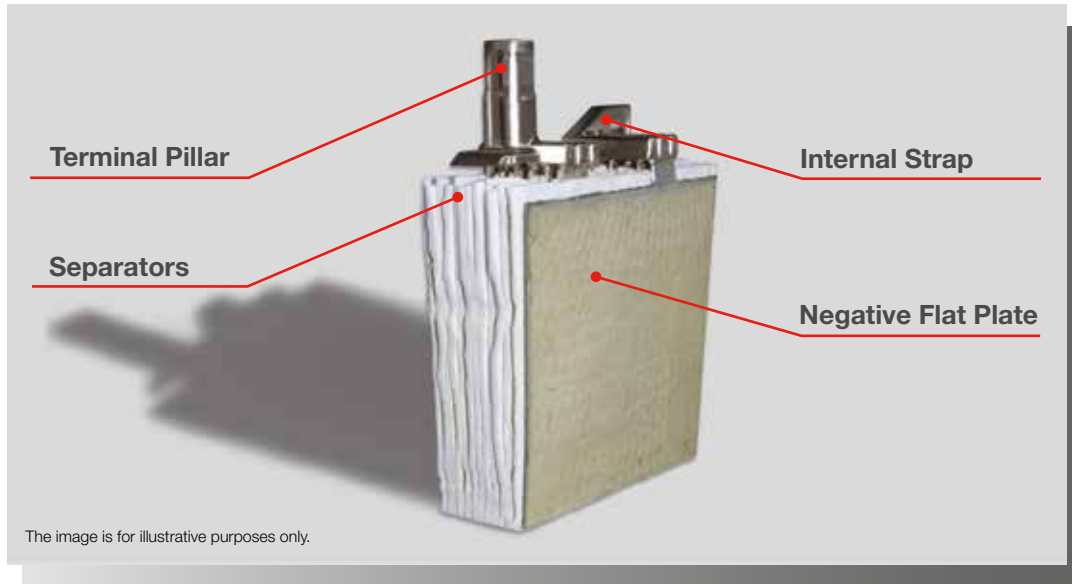
Leak resistant post seal, threaded female M8 terminals with high conductivity and maximum torque resistance

One-way safety relief valves allow gas to escape and prevent the ingress of oxygen and flame arrestors prevent sparks or flames entering the battery

Flame retardant ABS/PC plastic to IEC 707 and UL94 FV0 (LOI greater than 28%) to guarantee superior thermal stability

Installation in any orientation (excluding permanently inverted)

TECHNOLOGY



FIAMM FHT RANGE USE AGM (ABSORBED GLASS MAT) TECHNOLOGY. THE ELECTROLYTE IS ABSORBED IN FIBERGLASS SEPARATORS WITH 99% INTERNAL GAS RECOMBINATION EFFICIENCY. BLOCS ARE GRANTS NON-SPILLABLE AND MAINTENANCE FREE THEREFORE REQUIRES NO TOPPING UP OF ELECTROLYTE DURING ITS WHOLE LIFE. LOW SELF-DISCHARGE ALLOWS 6 MONTHS SHELF LIFE.

BATTERY TYPE	NOMINAL VOLTAGE (V)	CAPACITY (Ah) 8 H to 1.75 VPC at 77°F	SHORT CIRCUIT CURRENT (A) IEC 60896 21-22	INTERNAL RESISTANCE (mOhm) IEC 60896 21-22	NOMINAL DIMENSIONS (in.)			TYPICAL WEIGHT (lbs)
					Length	Width	Height	
12FHT101	12	95	2745	4.7	4.25	15.55	10.83	75
12FHT151	12	150	2595	4.9	4.33	20.91	12.36	110
12FHT181	12	180	3057	4.1	4.96	21.97	12.64	130

ELECTRICAL CHARACTERISTICS

Float Voltage: 2.23 V/cell at 95°F
 Boost Voltage: 2.35 V/cell
 Float Voltage Compensation with Temperature: -1.39 mV/cell/°F
 Self-Discharge at 68°F: <2%/month

STANDARDS

IEC 60896 Part 21 - VRLA methods of testing
 IEC 60896 Part 22 - VRLA requirements
 BS 6290 Part 4 - specifications for VRLA classification
 BS633 / UL 94 V0 / IEC 707 FV0
 Eurobat ">12 years VERY LONG LIFE"

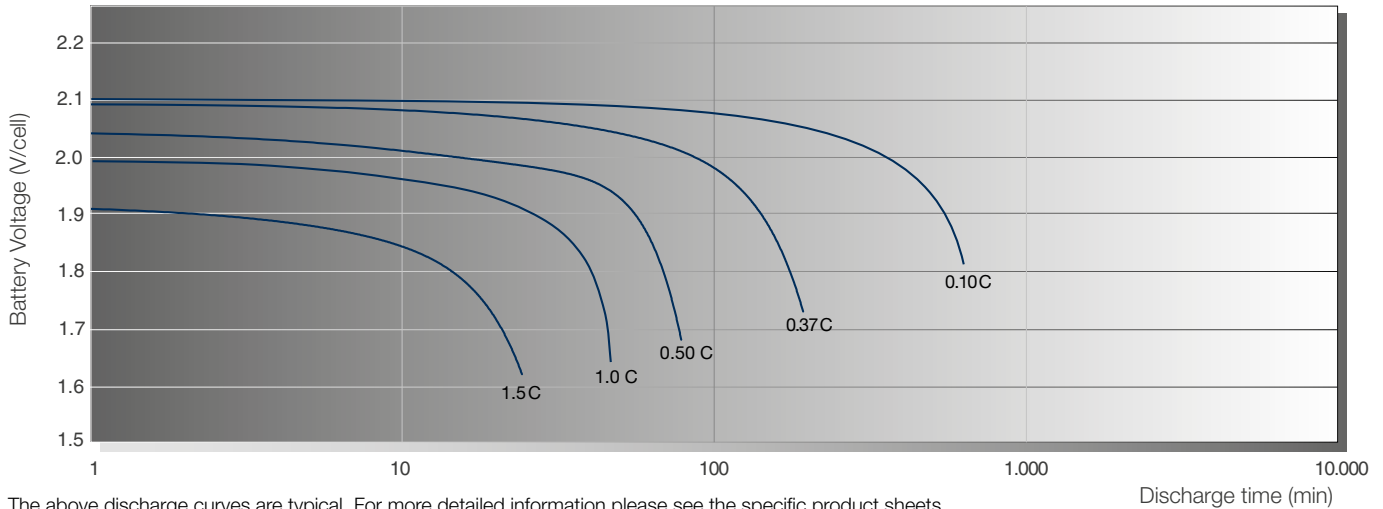
CERTIFICATIONS

ISO 9001
Quality Management System
ISO 14001
Environmental Management System
OHSAS 18001
Workplace Safety & Health

ACCESSORIES

RVS (remote venting system) for applications which require remote gassing
Rack for battery installation (standard and anti-seismic)
Cabinets for battery installation (including electrical protections and disconnection)
Battery monitoring systems

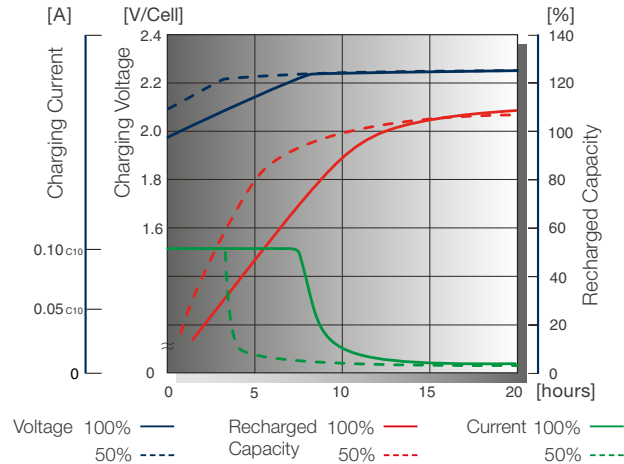
DISCHARGE CURVES at different current / final voltage (at 68°F)



The above discharge curves are typical. For more detailed information please see the specific product sheets.

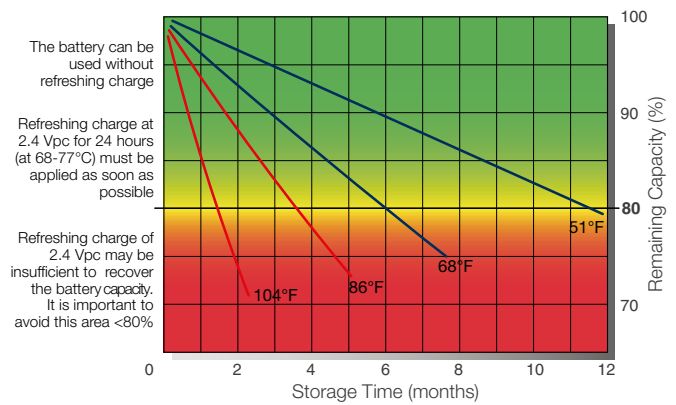
TYPICAL CHARGE CURVES

Battery Voltage and Charge Time for Standby Use (at 68°F)



STORAGE

Capacity loss during storage at various temperatures



FIAMM Energy Technology (USA) LLC

One FIAMM Way
30830 - Waynesboro GA (U.S.A.)
Tel. +1 (706) 437-3220
Fax +1 (706) 437-3300

A Hitachi Group Company

info.industrial.northamerica@fiamm.com
www.fiamm.com

fiamm.batteries
 fiambatteries
 youtube.com/user/FIAMMvideo